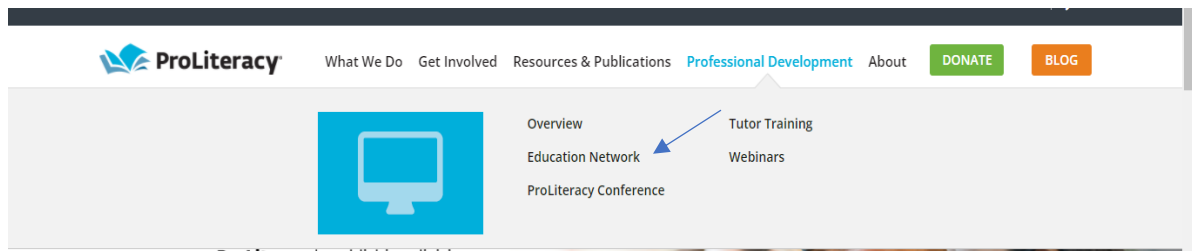


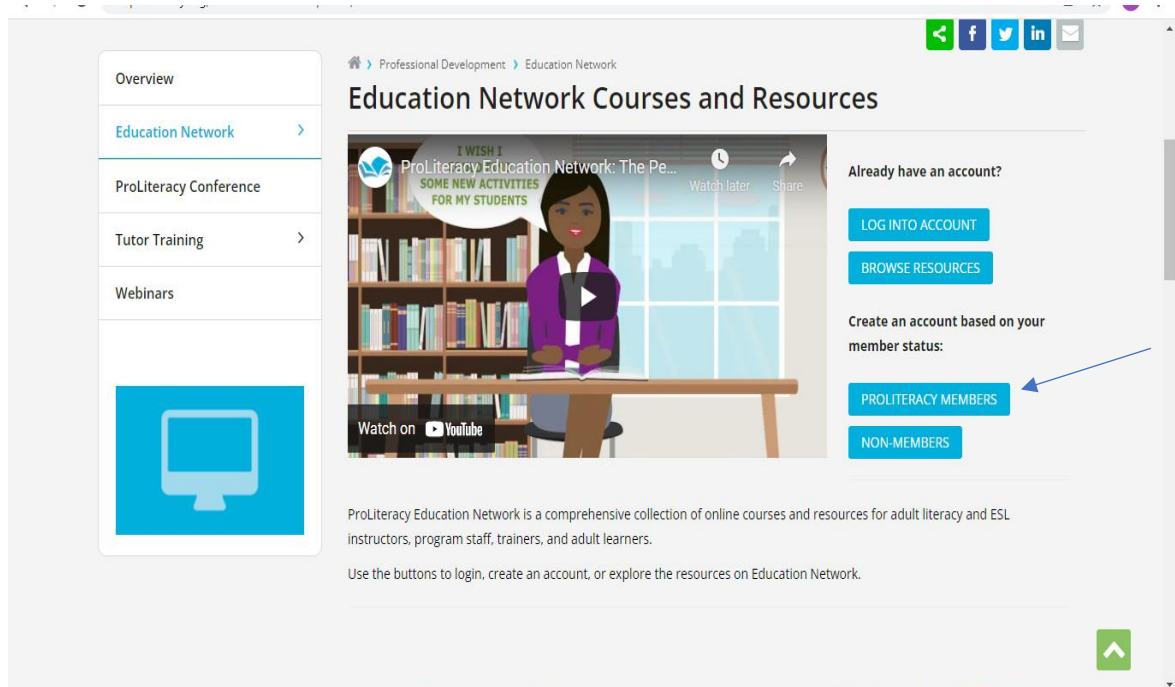
## Creating an Account for Access to Tutoring Resources


1. Go to following link:

<https://www.proliteracy.org/Professional-Development/Education-Network>



2. On the ProLiteracy Main Page / Professional Development tab (above link brings you there), on the right hand side, select the PROLITERACY MEMBERS blue button under the Create an account based on our member status.





3. Complete the NEW Account form with your contact information. You will need to check the box with “I’m not a robot” and follow that verification instruction. Once you are verified, select the “Next” blue button.

- Enter our Organization number, select the “Next”
- Areas of Interest page – select at ESL and any other areas that interests you, then “Next”
- Password page - Create password, click blue “Log In” button
- Your first screen will ask you a Security Question, then “Continue”